



LigoDLB 6-90 ac

6GHz Base Station with Integrated Dual-Polarized
18dBi Sector Antenna



The 6GHz Generation

The LigoDLB 6 Series—an extension of the time-tested LigoDLB line of wireless data transfer devices—empowers users to deliver superb connectivity over 6GHz frequencies. The 6GHz band provides more leg room for all types of wireless networks, allowing users to find minimally crowded channels, experience less noise and interference, and achieve greater range and throughput.

500+
Mbps

Technical Description

Equipped with a 750MHz QCA 9563 CPU, a QCA 9882 radio, and 64MB RAM/16MB Flash Memory, the LigoDLB 6ac brings efficiency to the next level.


The state-of-the-art RF design with an integrated 15dBi antenna delivers great output power, improves range, and enables high-capacity transmission over 256-QAM.

+500Mbps of throughput—the result of a powerful hardware platform with an 802.11ac technology-based radio and the LigoWave iPoll 3 Proprietary Protocol.



Small Form Factor

A small form factor means smaller packaging, which in turn reduces transportation costs and enables the devices to blend in better with the surroundings. Moreover, the DLB 6-90ac is designed with a non-metallic IP65 weatherproof exterior, making the device lighter and corrosion-resistant.



Innovative Mounting Bracket

The adjustable mounting bracket is very easy to assemble and install. It consists of two easy-to-connect parts that allow tilting and turning the device up, down, left, and right when installing on a pole.

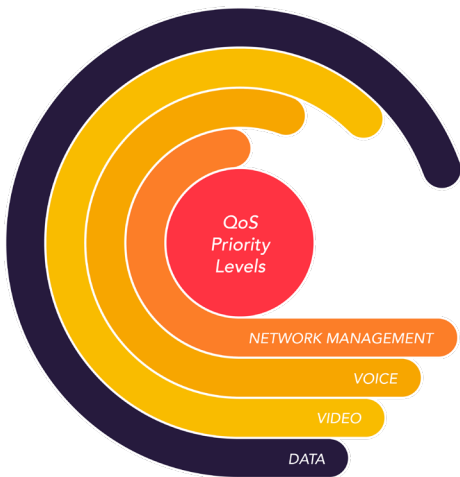
iPoll 3: Enhanced Performance Protocol

LigoWave's iPoll 3™ PTMP proprietary protocol is an innovative solution, eliminating transmission congestion and close-cluster interference created in wireless PTMP installations.

It works by having a DLB base station poll all connected DLB CPE within the network, after which the base station sends a data frame and a token to one CPE, signifying that it can now send a data frame back to the base station. The base station then waits for that one CPE to send a data frame, and only having successfully received it, moves on to poll all CPE and to perform the same process again.

The iPoll smart polling technology handles the activity of all connected equipment to ensure transmission efficiency by having DLB CPE that require less airtime listed as low activity or idle and having CPE that generate more traffic assigned to the active list.

This way, iPoll provides improved latency, avoids data traffic collisions, and allows more CPE to be connected to the base station simultaneously.



Quality of Service

The LigoDLB series is equipped with Quality of Service—a technology that prioritizes pre-tagged traffic based on type to ensure seamlessness and efficiency when delivering mission-critical data.

QoS sorts through four types of data: network management, voice, video, and data. Each type is assigned a priority level, meaning that certain data will be preferred and given more attention in the network during data transmission.

LigoDLB 6 devices provide QoS with L2 (CoS)/L3 (ToS/DSCP) and makes use of the weighted round robin (WRR) algorithm during the distribution of data, which makes sure that all types of data are sent in some proportional amount without packet loss.

Technical Specifications

Distance Recommendations	PTMP Mode
LigoDLB 6-90ac	5km/ 3.11mi

Wireless

WLAN Standard	IEEE 802.11a/n/ac, iPoll 3
Radio Mode	2x2 MIMO
Radio Frequency Band	6GHz Models: 5.9–6.4GHz
Transmit Power	Up to 30dBm (Country Dependent)
Channel Size	5, 10, 20, 40, 80MHz
Modulation Schemes	802.11a/n: OFDM (64-QAM, 16-QAM, QPSK, BPSK) 802.11ac: OFDM (256-QAM, 64-QAM, 16-QAM, QPSK, BPSK)
Data Rates	802.11ac @ 40MHz: 400, 360, 300, 270, 240, 180, 120, 90, 60, 30Mbps 802.11ac @ 80MHz: 866, 780, 650, 585, 520, 390, 260, 195, 130, 65Mbps
Error Correction	FEC, LDPC
Duplexing Scheme	Time Division Duplex

40MHz	Modulation, Mbps	400	360	300	270	240	180	120	90	60	30
	Tx Power, dBm	23	24	25	26	27	28	28	29	29	30
	Rx Sensitivity, dBm	-70	-72	-76	-78	-80	-84	-87	-92	-94	-95
80MHz	Modulation, Mbps	866	780	650	585	520	390	260	195	130	65
	Tx Power, dBm	23	24	25	26	27	28	28	29	29	30
	Rx Sensitivity, dBm	-64	-66	-70	-72	-74	-78	-81	-85	-88	-90

Antenna

Type	Integrated Dual-Polarized 90° Sector Antenna
Gain	18dBi

Wired

Interface	10/100/1000 Base-T, RJ45
-----------	--------------------------

Physical

Dimensions	Length 380mm (14.96"), Width 100mm (3.93"), Height 35mm (1.38")
Weight	0.460g (1.01lb)
Mounting	Pole Mounting Bracket

Power

Power Supply	24VDC Passive PoE (AC to 24VDC Adapter Included)
Power Source	100–240VAC
Max Power Consumption	10W

Environmental

Operating Temperature	–40°C (–40°F) ~ +65°C (+149°F)
Humidity	0~90% (Non-Condensing)

Management

System Monitoring
Configuration

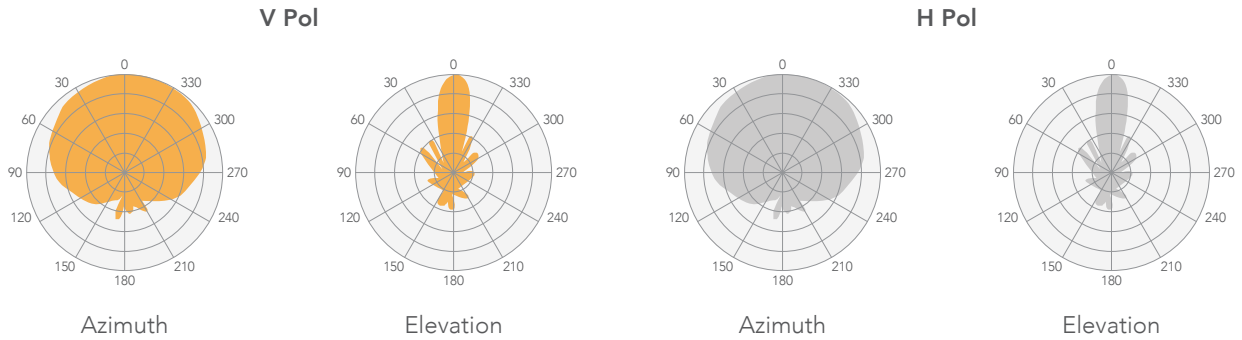
SNMP v3, Syslog, Web UI, Infinity Controller
Web UI, Infinity Controller

Regulatory

Certification

IC/CE

Antenna Specifications



Frequency Range	5.85–6.45GHz
Gain	18dBi
Polarization	Dual-Linear
Cross-Pol Isolation	24dB
VSWR	<1.7
Azimuth Beamwidth (H-pol)	90°
Azimuth Beamwidth (V-pol)	90°
Elevation Beamwidth	20°



LigoWave

www.ligowave.com

LigoDLB 6-90ac